

Livin On The Edge
Aerosmith

Dropped-D tuning
~~~~~

h = hammer-on      p = pull-off  
b = bend note      r = release bend

\_INTRO\_

---

D5

```

e+-----0h2p0-----0-----|-----0h2p0-----0-----|
B+-----3-----3-----3-----3-----|-----3-----3-----3-----3-----|
G+-----0h2-----|-----0h2-----|
d+-0-----|-----0-----|
A+-----|-----|
D+-----|-----|

```

[repeat]

\_VERSE 1\_

---

D5 [w/Intro pattern]  
there s something wrong with the world today, I don t know what it is  
Bm A5  
something s wrong with our eyes  
D5 [w/Intro pattern]  
we re seeing things in a different way, and God knows it ain t His  
Bm  
it sure ain t no surprise (yeah!)

\_PSEUDO-CHORUS\_

---

Chorus Pattern (use this many times throughout the song):

```

|-----|-----|
|-----|-----|
|-----7--7--7--7--9b11r9b10r9-7-|-----7--7--7--7--9b11r9-----|
|-----|-----|
|-----|-----|
|-----|-----|

```

(or something like that...) :-)

D5 [w/chorus pattern]  
we re Livin On The Edge

Livin On The Edge  
A# G/B

Livin On The Edge  
D5  
Livin On The Edge

VERSE 2

[w/Intro pattern]  
there s something wrong with the world today, the lightbulb s gettin dim  
there s meltdown in the sky  
if you can judge a wise man by the color of his skin  
then mister you re a better man than I  
[feedback!]

CHORUS

D5 [w/chorus pattern]  
Livin On The Edge (you can t help yourself from falling)  
Livin On The Edge (you can t help yourself at all)  
A# G/B  
Livin On The Edge (you can t stop yourself from falling)  
D5  
Livin On The Edge

BRIDGE

[F#5]

|                                |                                |
|--------------------------------|--------------------------------|
| ----- -----                    | ----- -----                    |
| ----- -----                    | ----- -----                    |
| ----- -----                    | ----- -----                    |
| -----2----- -----2-----        | -----2----- -----2-----        |
| 4---4-----4---2-3-4-0-----4-2- | 4---4-----4---2-3-4-0-----4/-- |
| 4---4-----4---2-3-4-----4-2-   | 4---4-----4---2-3-4-----4/--   |

tell me what you think about your situation, complication, aggravation

[B5] (w/Fill 1 first time around, then Fill 2 second time)

|                              |                             |
|------------------------------|-----------------------------|
| ----- -----                  | ----- -----                 |
| ----- -----                  | ----- -----                 |
| -----7----- -----7-----      | -----7----- -----7-----     |
| -----7----- -----7-----      | -----7----- -----7-----     |
| 9---9-----9---7-8-9-----9-7- | 9---9-----9---7-8-9-----9-- |
| 9---9-----9---7-8-9-----9-7- | 9---9-----9---7-8-9-----9-- |

it s getting to you

[F#5]

|             |             |
|-------------|-------------|
| ----- ----- | ----- ----- |
| ----- ----- | ----- ----- |
| ----- ----- | ----- ----- |

```

|-----2-----|-----2-----|
|-4---4-----4---2-3-4-0-----4-2-|-4---4-----4---2-3-4-0-----4---|
|-4---4-----4---2-3-4-----4-2-|-4---4-----4---2-3-4-----4---|
if Chicken Little tells you that the sky is fallin, even if it wasn't

```

G5

would you still come crawling back again?

A5

I bet you would, my friend

A#

again and again and again and again and again

FILL 1:

```

|-----|-----|
|-----9b10r9---7-9b10r9---7-9-7-|
|-----7b9-----7-----|---7-9b11r9---7-9b11r9---7-9-7-|
|-----|-----9-----|
|-----|-----|
|-----|-----|

```

FILL 2:

```

|-----|-----7-|
|-----9-9-9b10r9b10r9b10r9---7-|
|-----7b9-----7-----|---7-9-9-9b11r9b11r9b11r9-7-----|
|-----|-----9-----9-----|
|-----|-----|
|-----|-----|

```

[Guitar Solo]

[Repeat BRIDGE]

\_VERSE 3\_

there s something right with the world today,  
and everybody knows it s wrong  
well we could tell em no, we could let it go  
but I would rather be hangin on!

[pause]

[Repeat CHORUS]

\_OUTRO\_


A#

A5

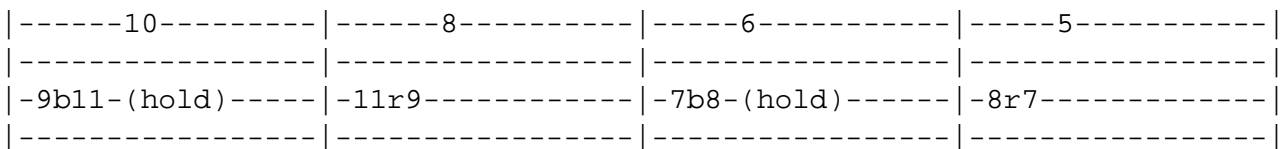
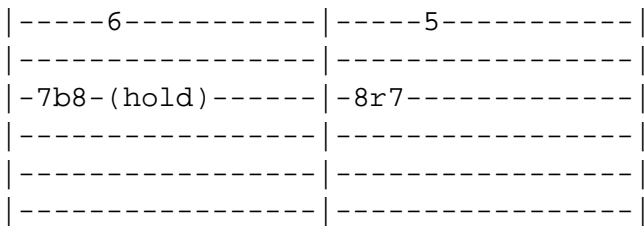
Livin On The Edge  
                   G5                  F5  
 Livin On The Edge  
                   E5                  D#5  
 Livin On The Edge

yeah, yeah, yeah...  
 D5 (hold for four measures)

This pattern is repeated in the background from here on:



                  A#                                  G5                                  F5  
 Livin On The Edge (you can t help yourself from falling)  
                   D5  
 Livin On The Edge (you can t help yourself at all)  
                   A#                                  G/B                                  F5  
 Livin On The Edge (you can t stop yourself from falling)  
                   D5  
 Livin On The Edge  
                   A#                                  G/B                                  F5  
 Livin On The Edge (you can t help yourself)                  (you can t help yourself)  
                   D5  
 Livin On The Edge (you can t help yourself at all)  
                   A#                                  A5  
 Livin On The Edge (you can t help yourself)                  (you can t help yourself)  
                   G5                                  F5  
 Livin On The Edge (you can t help yourself)                  (you can t help yourself)  
                   E5                                  D#5  
 Livin On The Edge (you can t help yourself from falling)  
                                   D5  
 Livin On The Edge, yeah, yeah...



```
|-----|-----|-----|-----|
|-----|-----|-----|-----|
```

---

I didn't include the guitar solo because all the little nuances (bend here, use slide here, bend-and-release here, etc.) make it a bitch to get into ASCII notation. It's fairly simple to play if you can get the hang of using a slide on and off (easier said than done!). I'm not sure if my b and r notation is standard, so if you don't understand, feel free to drop me a line and I will clarify myself.

```

      D5      Bm      A5      A#      G5      F5      E5      D#5      G/B
|-----2-----|-----3-----|
|--3-----3-----3-----3-----3-----3-----3-----3-----3--|
|--2-----4-----2-----3-----3-----3-----3-----3-----3-----0--|
|--0-----4-----2-----3-----5-----3-----2-----1-----0--|
|--0-----2-----0-----1-----5-----3-----2-----1-----2--|
|-----5-----3-----2-----1-----|

```