

**Come
After Forever**

Tuning : CGCFAD

PM = Palm Mute

~ = Tremolo

Fig.1

Fig.1 guitar tablature. The diagram shows six strings (D, A, F, C, G, C) with fret numbers and a tremolo symbol. The fret numbers are 1, 2, 3, 4, 1, 2, 3, 4. The tremolo symbol is placed over the 8th fret on the C string.

Fig.2 guitar tablature. The diagram shows six strings (D, A, F, C, G, C) with fret numbers and a tremolo symbol. The fret numbers are 1, 2, 3, 4, 1, 2, 3, 4. The tremolo symbol is placed over the 8th fret on the C string. There are also fret numbers 11 on the C and G strings.

Fig.2

Fig.3 guitar tablature. The diagram shows six strings (D, A, F, C, G, C) with fret numbers and a tremolo symbol. The fret numbers are 1, 2, 3, 4, 1, 2, 3, 4. The tremolo symbol is placed over the 8th fret on the C string.

Fig.4 guitar tablature. The diagram shows six strings (D, A, F, C, G, C) with fret numbers. The fret numbers are 10, 5, 10, 5, 10, 5. There are also fret numbers 4 on the C and G strings.

Fig.3

Fig.5 guitar tablature. The diagram shows six strings (D, A, F, C, G, C) with fret numbers. The fret numbers are 5, 4, 5, 4, 5, 4.

1 + 2 + 3 + 4 + 1 + 2 + 3 + 4 +




Fig. 4





Fig. 5



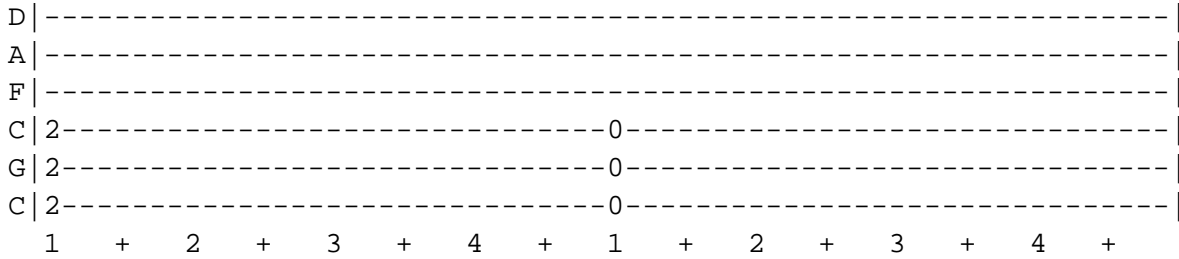


Fig. 6




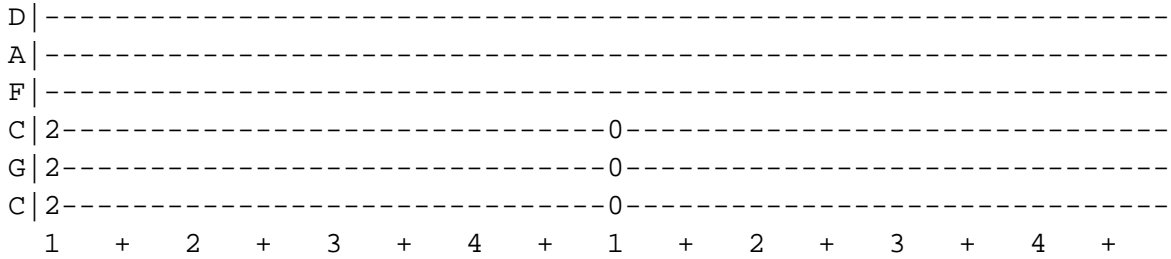



Fig. 7



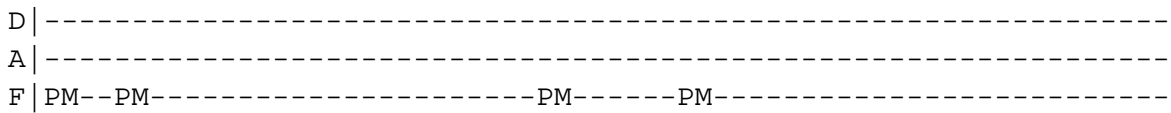



Fig. 8



C | 7-7-7-----7-7-----7-7-----7-7-7-----7-7-----7-7----- |
1 + 2 + 3 + 4 + 1 + 2 + 3 + 4 +

D | ----- |
A | ----- |

F | PMPMPM-----PMPM-----PMPM-----PMPMPM-----PMPM-----PMPM----- |

C | 8-8-8-----8-8-----8-8-----8-8-8-----8-8-----8-8----- |

G | 8-8-8-----8-8-----8-8-----8-8-8-----8-8-----8-8----- |

C | 8-8-8-----8-8-----8-8-----8-8-8-----8-8-----8-8----- |

1 + 2 + 3 + 4 + 1 + 2 + 3 + 4 +

D | ----- |

A | ----- |

F | PMPMPM-----PMPM-----PMPM-----PMPMPM-----PMPM-----PMPM----- |

C | 101010-----1010-----1010-----101010-----1010-----1010----- |

G | 101010-----1010-----1010-----101010-----1010-----1010----- |

C | 101010-----1010-----1010-----101010-----1010-----1010----- |

1 + 2 + 3 + 4 + 1 + 2 + 3 + 4 +

Fig.12

D | ----- |

A | ----- |

F | ----- |

C | 5-----0----- |

G | 5-----0----- |

C | 5-----0----- |

1 + 2 + 3 + 4 + 1 + 2 + 3 + 4 +

D | ----- |

A | ----- |

F | ----- |

C | 5-----8----- |

G | 5-----8----- |

C | 5-----8----- |

1 + 2 + 3 + 4 + 1 + 2 + 3 + 4 +

D | ----- |

A | ----- |

F | ----- |

C | 5-----0----- |

G | 5-----0----- |

C | 5-----0----- |

1 + 2 + 3 + 4 + 1 + 2 + 3 + 4 +

D | ----- |

A | ----- |

F | ----- |

C | 8-----7----- |

G | 8-----7----- |

C | 8-----7----- |

1 + 2 + 3 + 4 + 1 + 2 + 3 + 4 +

Intro :

Fig.1

Fig.2

Fig.3

Verse :

Fig.4 x 3

Fig.5 x 2

Chorus :

Fig.6

Verse :

Fig 7

Fig.5 x 2

Fig.4 x 2

Chorus :

Fig.6 x 2

Bridge :

Fig.8 x 2

Fig.9 x 2

Fig.10

Fig.11

Fig.9 x 2

Fig.10

Fig.12

Verse :

Fig.4 x 2

Chorus :

Fig.6 x 2

Outro :

Fig.1

Fig.2 (Fade)