

Dweller In The Cellar
Jason Becker

The chord progression in the beginning:

4x

Em Am

A guitar fretboard diagram showing the first two frets. The strings are labeled from top to bottom: E, A, D, G, B, E. The Em chord is shown with a 0 on the E string and a 2 on the A, D, G, and B strings. The Am chord is shown with a 1 on the E string, a 2 on the A and D strings, and a 0 on the G, B, and E strings.

C Bm A#dim Bm

A guitar fretboard diagram showing the first five frets. The strings are labeled from top to bottom: E, A, D, G, B, E. The C chord is shown with a 5 on the E string, a 3 on the A string, and a 2 on the D, G, B, and E strings. The Bm chord is shown with a 4 on the E string, a 4 on the A and D strings, and a 2 on the G, B, and E strings. The A#dim chord is shown with a 5 on the E string, a 3 on the A string, and a 2 on the D, G, B, and E strings. The Bm chord is shown with a 4 on the E string, a 4 on the A and D strings, and a 2 on the G, B, and E strings.

4x

Em Am

A guitar fretboard diagram showing the first two frets. The strings are labeled from top to bottom: E, A, D, G, B, E. The Em chord is shown with a 0 on the E string and a 2 on the A, D, G, and B strings. The Am chord is shown with a 1 on the E string, a 2 on the A and D strings, and a 0 on the G, B, and E strings.

C Bm A#dim Bm

A guitar fretboard diagram showing the first five frets. The strings are labeled from top to bottom: E, A, D, G, B, E. The C chord is shown with a 5 on the E string, a 3 on the A string, and a 2 on the D, G, B, and E strings. The Bm chord is shown with a 4 on the E string, a 4 on the A and D strings, and a 2 on the G, B, and E strings. The A#dim chord is shown with a 5 on the E string, a 3 on the A string, and a 2 on the D, G, B, and E strings. The Bm chord is shown with a 4 on the E string, a 4 on the A and D strings, and a 2 on the G, B, and E strings.

The lead over that:

A guitar fretboard diagram showing the first five frets. The strings are labeled from top to bottom: E, A, D, G, B, E. The lead line is shown with a 7 on the E string, a 9 on the A string, a 11 on the D string, a 11 on the G string, a 12 on the B string, a 11 on the E string, a 9 on the A string, a 9 on the D string, a 11 on the G string, a 9 on the B string, a 9 on the E string, a 10 on the A string, a 9 on the D string, a 12 on the G string, a 9 on the B string, a 9 on the E string, a 9 on the A string, a 11 on the D string, a 9 on the G string, a 9 on the B string, and a 9 on the E string.

harmonic raise w/bar

harmonic drop w/bar

9-----
-10~

(5)-----

~-----
4-----

harm. drop w/bar

harm. (press the bar lower)

/13~

5-----

5-----

-12-----12-13-

-13-----

-15--12~

-12-12-15--

-12-15-12--

-11~

/14-----

/17~

-12--12-

-12-

harmonic w/bar

harmonic w/bar

harmonic w/bar

-16~

5-----

4-----

5-----

harmonic (even lower) w/bar

1/2

-15b~

-15^14^12-

-12b~

5-----

-12^10^9-

w/bar ->

8-----

10-----

12-----

^7-----

12-----

10-----

8-----

7~

/15-----

^10-----

12-----

9-----

-12-----

-12-13-12-

-10-----

/13~

-13-13-

-13-----

-12~

-12-----

-12-13-12-

-11--


/14--

/17~


harmonic dive w/bar

-16~


* |




w/bar ->




5~ 4~ 2~ 5~ 5b~
4-4 4-4-4 4-4 4-4-4




9~ 9~ 8~ 6~ 9~ 9b~
10-10 10-10-10 10-10 10-10-10



5~ 5~ 4~ 2~ 5~ 5b~
6-6 6-6-6 6-6 6-6-6




5~ 5~ 4~ 2~ 5~ 5b~
7-7 7-7-7 7-7 7-7-7



The rhythm:

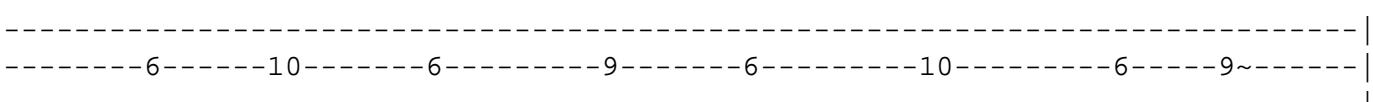
p.h.



2 6 2 5 2 6 2 5~

4 4 4 4 4 4 4 4

2 2 2 2 2 2 2 2



6 10 6 9 6 10 6 9~

7 7 7 7 7 7 7 7

5 5 5 5 5 5 5 5



6 10 6 9 6 10 6 9~

8 8 8 8 8 8 8 8

---6---6---6---6---6---6---6---6---6---6

2x

p.h.

---2---6---2---5---2---6---2---5~
---4---4---4---4---4---4---4---4
---2---2---2---2---2---2---2---2

---6---10---6---9---6---10---6---9~
---7---7---7---7---7---7---7---7
---5---5---5---5---5---5---5---5

---6---10---6---9---6---10---6---9~
---8---8---8---8---8---8---8---8
---6---6---6---6---6---6---6---6

p.h.

---2---6---2---5---2---6---2---5~
---4---4---4---4---4---4---4---4
---2---2---2---2---2---2---2---2

The lead:

harmonic bent up w/bar

---6~---5-6-7--6^7^652---2/5~---4-

---8/9~---10--13--13^10^13^10-9-10~-10-----8-9-8-9-10---9^10^9^8^9~-----

1/2

1/2

harmonic w/bar

---8-9--8b---rb--9-8--7b-----6-7--/14-----13^14^13-
---6-----

w/bar

-^14^1312-13--14^13^14^13-

-11^8-----7^8-

--9-7-6-----9-7-6-

-----9-7-6-----9-7-6-

-----9

-----9-10-9-

---harmonic-w/bar-----

---harmonic-w/bar-----

---harmonic-w/bar-----

-----5

-----4

-----5

harmonic w/bar (press even lower)

-----12b~-----12^10^8-

-----10b~

-----5

w/bar-->

w/bar--->

-----12-10-8--

-----13--12--10-

-14^12^119-/11~

-----12--11--9--11--12--11~

-----12

--7~-----7--7~

-----7~-----7~

-----6~-----6~

-----5

-----5--5-

-----5-5-

-4--4-4-4-4-4-4-4--4--4-

-2--2-2-2-2-2-2-2--2--2-

-----3--2~

Jason s solo

t

t

t

---12b----(12)b^13^(12b)-----

-----17^(12b)^17^(12b)^18^(12b)-----

-----17--14--15-

harmonic dive w/bar

-13--^12^11^12--
-----15~--12-----12~--11^12^11~*|
-----14~--14~-----

w/bar ->

-----5~-----5~4~2~-----5~-----5b~
--4-4-----4-4-4-----4-4-----4-4-4-----

-----9~-----9~8~6~-----9~-----9b~
--10-10-----10-10-10-----10-10-----10-10-10-----

-----5~-----5~4~2~-----5~-----5b~
--6-6-----6-6-6-----6-6-----6-6-6-----

-----5~-----5~4~2~-----5~-----5b~
--7-7-----7-7-7-----7-7-----7-7-7-----

-----13-----
-13-15-17--17-15--
-----17-16-14-----16-17-14-17-12-17--17--17--17-----
-----17-15-14-----15--14--12-----

-----10-----
-10-12-14--14-12--
-----15-14-12-----14-15-12-15-10-15--15--15--15-----
-----15-13-12-----13--12--10-----

-----9-10-12--14-12-10-----
-----9-----9-10-12-----14-12-10-----
-----8-----8-10-12-12-10-9-10-12-----
-8-10-12-12-10-8-10-12-----

-----12-10-9-----10-9-7-----7--9-----
-----12-10-9-----10-9-7-----9-10-9-7-10-7-7-----
-----12-10-8-----
-----12-10-8-7-----

-----8-10-12--13-12-13--13-13-----
-10-9-7-----12b~rb12~-----10-9-7-9-10-----10-9-----
-----10-9-7-----9-10-----
-----10-8-7-----

-----5-7-9-----12-----
-----6--5-6-8-----12-13-15--15-13-----
-----4-5-7--5-7-9-9-7-----
-10--10-----5--3-5-7-----
-8--7-----5-7-8--8-7-----

-----17-19-20--20-15--19-15--20-15-----
-17-18-20-----17-----17-----17-----
-----17-----
-----17-14-----
-----15-10--14-10--15-10-----
-----12-----12-----12-8-12-----

-----13-12-13-15-13-15--20-19-20-----17-15-----
-----13-12-13-----13-12-13--17-15-17-----
-----14-12-14-----
-10-14-----

-17--13-15-17--12-13-15-----15-17-19--20-15-----
-----15-17-18-----17-----
-----17-12-9-----
-----10-----
-----10-7-----
-----8-----

(2nd guitar harmonizes starting from a minor 3rd below) 1/2

--9~-----10-9-----9-----12-10-9-12--10-10~-----13-12-13--16b~-----
-----10--7-9--10-9-----
-----9-----

1/2

11-12-14-15b~

16^17^16~16~12-12/15~12-18

1/2 1/2

17b~17b--rb17--16b--17--16b

17--13^17^1312--13-12-10-13-12-10-

10

10-15-10

10-15-10

12

9-10-12-13--13-12-13-12-109-10~12--12-10-12--12-10-12--

10-12--5-7--12-8-10-12--12-10-8

109--87-5-7--12-10-8

11-9--9--9

10--10-9-7--10-97--10-9-

10

5~7-8-10~8-7-10-8-7~

9-10-9-9-10-9

10--10--10--107~

5~/7-8-10~8-7~10-8-7~5-5~/7-8-10~

8-7~10-8-7~5-5-5--5-7-8~8-7~10-8-7~

1/2

----15b~----15-12--14b~-----/12-15--17b~-----17-15-17-----
-----16~-----16^14--12~-----

--14--12---11---^12^119-----9b---rb-----
-----12-----9~-----

1/2

---15b~---15-12--14b~-----/12-15--17b~-----17-15-17-----
-----16~-----16^14-12~-----

--14-12--11---^12^119-----9b---rb-----
-----12-----9~-----

Marty s ending solo

--19-15-17-15---19-17-15-17-15--15---19-17-15-17-15--15--19-17-15-17-15--15-
-----17-----17-----17-----17-----

--19-17-15-17-15---15-----19-17-15-17-15--17-15-17-15--15---
-----19---19-17-19-17-15-17-19-----17-----19--19--

-17-15---17-19-20-19-17-----17-----
-----19-17-16---19-17-16-19-17-16--16tr17--14-16-14-16-
-----19-----19-----

-----12-14-15--14^--
-----12-13-15-13-12-13-12-----12-13-15-----
-14-16--12-14-12-14-12-14-----14-12-14-----

«
-15^14^12-14-15-/17--14-15-15b~----15-14-15-14b~-----
-----17-----

1/4
--15-10-----10--10-15-10-----10-12-----6b~-----
-----12--12-----12--12-----10-8-7-7-8-7-5-7-5-5-----
-----12-----12-----9-----

-----12-----
-8^11^8--7^8^7-----10-12-13--13-12-10-----
-----11^9--12--11-9-9--9-11-12-----12-11-9--9-11-12-
-----12-----

-12-11-9--11-9-7--9-7-5--7-5-4---4^5^4^5^4^5^4^5--/--fade-out-----

