



Got Love For Sale


Kiss

Key:

- / = slide up
  - = slide down
  - b = bend (whole step)
  - b^ = bend (1/2 step)
  - b^^ = bend (1 1/2 steps)
  - pb = pre-bend
  - r = release-bend
  - t = tap with righthand finger
  - h = hammer-on
  - p = pull-off
  - ~ = Vibrato
  - \* = Natural Harmonic
  - #(#) = Trill
  - \*\* = Artificial Harmonic
  - x = Dead notes (no pitch)
  - P.M. = Palm mute (- -> underneath indicates which notes)
  - () = Dive w ar
  - (/) = Release w ar
  - Tap = Tap w plectrum
- Rhythm Fig. 1a (P.M. on open 5th)



Rhythm Fig. 1b



```

Eb |-----|
Bb |-----3-----3-----|
Gb |--2-----0-----2-----|
Db |--2-----0-----0-----|
Ab |--0-----|
Eb |-----3-----|

```

Rhythm Fig. 2a (P.M. on open 5th)

```

Eb |-----|
Bb |-----|
Gb |--2-----4-----5-----4-2-----5-----7-----5--|
Db |--2-----4-----5-----4-2-----5-----7-----5--|
Ab |--0-----0-----0-----0-----0-----0-----0-----0-----|
Eb |-----|

```

```

Eb |-----3-----3-----|
Bb |-----3-----3-----|
Gb |--2-----4-----5-----0-----0-----|
Db |--2-----4-----5-----0-----|
Ab |--0-----0-----0-----3-----|
Eb |-----3-----|

```

Rhythm Fig. 2b (P.M. on open 5th)

```

Eb |-----|
Bb |-----|
Gb |--2-----4-----5-----4-2-----5-----7-----5--|
Db |--2-----4-----5-----4-2-----5-----7-----5--|
Ab |--0-----0-----0-----0-----0-----0-----0-----0-----|
Eb |-----|

```

```

Eb |-----|
Bb |-----3-----3-----|
Gb |--2-----4-----5-----0-----2-----|
Db |--2-----4-----5-----0-----0-----|
Ab |--0-----0-----0-----|
Eb |-----3-----|

```

Rhythm Fig. 3a (acoustic/clean electric)

```

Eb |--5-----3-----3-----|
Bb |--5-----3-----3-----|
Gb |--2-----0-----0-----|
Db |--2-----0-----|
Ab |--0-----3-----|

```

Eb |-----3-----|

Rhythm Fig. 3b (acoustic/clean electric)

Eb |--5-----3-----2-----|  
Bb |--5-----3-----3-----|  
Gb |--2-----0-----2-----|  
Db |--2-----0-----0-----|  
Ab |--0-----|  
Eb |-----3-----|

Rhythm Fig. 4a

Eb |-----|  
Bb |-----|  
Gb |--9-----9---9---7---7-----|  
Db |--9-----9---9---7---7-----|  
Ab |--7-----7---7---5---5-----|  
Eb |-----|

Eb |-----|  
Bb |-----|  
Gb |--9---9-----9-----|  
Db |--9---9-----9-----|  
Ab |--7---7-----7-----|  
Eb |-----|

Rhythm Fig. 4b

Eb |-----|  
Bb |-----|  
Gb |-----11b-r11--9~-----|  
Db |-----11b-r11--9~-----|  
Ab |-----|  
Eb |-----|

Eb |-----|  
Bb |-----|  
Gb |-----11b-r11--9~-----11b-r11--9~-----|  
Db |-----11b-r11--9~-----11b-r11--9~-----|  
Ab |-----|  
Eb |-----|

Rhythm Fig. 5

Eb |-----|  
 Bb |-----|  
 Gb |-----|  
 Db |-----2~-----2~-----|  
 Ab |-----|  
 Eb |--0---3h-4-----3--2--0---3h-4-----3--2--0--|

Eb |-----|  
 Bb |-----|  
 Gb |-----|  
 Db |-----2~-----|  
 Ab |-----|  
 Eb |--3h-4-----3--2--0-----|

Rhythm Fig. 6 (acoustic/clean electric)

Eb |--2-----3-----|  
 Bb |--3-----3-----|  
 Gb |--2-----0-----|  
 Db |--0-----|  
 Ab |-----3-----|  
 Eb |-----|

Rhythm Fig. 7 (P.M. on open 5th)

Eb |-----|  
 Bb |-----8--8--8--7-----6--6--6--5-----|  
 Gb |-----7--7--7--7-----5--5--5--5-----|  
 Db |-----9--9--9--7-----7--7--7--5-----|  
 Ab |-----|  
 Eb |-----|

Eb |-----|  
 Bb |-----|  
 Gb |--2-----4-----5-----4-2-----5-----4-2-----|  
 Db |--2-----4-----5-----4-2-----5-----4-2-----|  
 Ab |--0-----0-----0-----0-----0-----0-----0-----|  
 Eb |-----|

Rhythm Fig. 8 (P.M. on open 5th)

Eb |-----|  
 Bb |-----8--8--8--7-----6--6--6--5-----|  
 Gb |-----7--7--7--7-----5--5--5--5-----|  
 Db |-----9--9--9--7-----7--7--7--5-----|

Ab|-----|  
Eb|-----|

End 1

Eb|-----|  
Bb|-----|  
Gb|--9--9--9--9--9--9--9--9--9--9-----|  
Db|--9--9--9--9--9--9--9--9--9--9-----|  
Ab|--7--7--7--7--7--7--7--7--7--7-----|  
Eb|-----|

End 2

Eb|-----|  
Bb|-----|  
Gb|-----|  
Db|-----2-----|  
Ab|-----|  
Eb|--0----3h-4-----3--2--0--0-----|

Riff 1

Eb|-----|  
Bb|-----|  
Gb|-----|  
Db|-----|  
Ab|-----|  
Eb|-----3--2-----|

Solo

Eb|-----|  
Bb|-----|  
Gb|--7b--7--7--7--7--7--7--7--7--7--7--7--7p5-----|  
Db|-----7p5h7-----|  
Ab|-----0-----|  
Eb|-----|

Hold bend and pick while slowly releasing - ->

Eb|-----|  
Bb|-----7b^--r7p5--7-----|  
Gb|-----2-----7b--r7p5--7-----|  
Db|--7p5h7p5h7-----7--5--4--2--4--5--4--2-----|  
Ab|-----0-----0--0--0--0--0--0-----|  
Eb|-----|

Eb |-----5-----|  
 Bb |--8--8--8--8--12--12--5--8-5--|  
 Gb |--10b--10b~--10b--10b~--14b--14b--x--7b--7b--|  
 Db |-----|  
 Ab |-----|  
 Eb |-----|

Eb |----5-----5--8-5h8p5-----|  
 Bb |--5--8-5--5-8p5-----8-5h8p5-----8-5h8p5--|  
 Gb |-----7b-----7-5-7b-r7p5--5-----|  
 Db |-----7-----|  
 Ab |-----|  
 Eb |-----|

Eb |----8p7~-----|  
 Bb |-----|  
 Gb |--7-----|  
 Db |-----|  
 Ab |-----|  
 Eb |-----|

Outro solo

Eb |--15-----15-----|  
 Bb |--18b-----x-5-----18pb-r18-----|  
 Gb |-----x-5--7\*\*b~-----|  
 Db |-----x-5-----|  
 Ab |-----|  
 Eb |-----|

Pinch harm, very wide vib.

Eb |-----|  
 Bb |-----10--10--10--10--10-10/19--|  
 Gb |--7b--r7--7b--r7--b7-r7--b7--r7--|  
 Db |-----|  
 Ab |-----|  
 Eb |-----|

Pick first only - - - - - >

Eb |-----17-----|  
 Bb |-----20p17-----|  
 Gb |-----19b-----|  
 Db |--5--7--7p5~-----|  
 Ab |--0--0--0-----|  
 Eb |-----|

GOT LOVE FOR SALE

Gene Simmons

[Rhy. Fig 1a w/ Rhy. Fig 1b]

[Rhy. Fig 2a w/ Rhy. Fig 3a]

[Rhy. Fig 2a w/ Rhy. Fig 3a]

Your condition s red, you can t get to bed

Your eyes are full of tears

[Rhy. Fig 2b w/ Rhy. Fig 3b]

You ve got headache, heartache, a pain you can t take

I am who you have to fear

[Rhy. Fig 4 w/ Rhy. Fig 4b]

Your observation s correct

I m someone you can t neglect

[Rhy. Fig 5]

Whoo no, whoo no, whoo no, whoo no, whoo no, whoo no

[Rhy. Fig 6 w/ Rhy. Fig 7] (2x)

Have love, will travel (I ve got love for sale)

Have love, will travel (I ve got love for sale)

[Rhy. Fig 6 w/ Rhy. Fig 8 w/ End 1 and End 2]

Have love, will travel (I ve got love for sale)

[Rhy. Fig 2a w/ Rhy. Fig 3a]

You buy the magazine, in between the lines

You see my face, you read my name

[Rhy. Fig 2b w/ Rhy. Fig 3b]

And you can have me for one price, baby

You must have heard of my fee

[Rhy. Fig 2a w/ Rhy. Fig 3a]

You know you need me, I know you want me

Cause I ll be living cross your heart, baby

[Rhy. Fig 2b w/ Rhy. Fig 3b]

You ve got to have me, can t live without me

Cause I m the one and only yes I am

[Rhy. Fig 4a w/ Rhy. Fig 4b]

I ve got love for sale

And my love will not fail you

[Riff 1]

[Rhy. Fig 5]

Whoo no, whoo no, whoo no, whoo no, whoo no oh, whoo no, whoo no

[Rhy. Fig 6 w/ Rhy. Fig 7] (2x)

Have love, will travel (I ve got love for sale)

Have love, will travel (I ve got love for sale)

[Rhy. Fig 6 w/ Rhy. Fig 8 w/ End 1 and End 2]

Have love, will travel (I ve got love for sale), yeah

[Solo over Rhy. Fig 2a w/ 3a alternated with Rhy. Fig 2b w/ 3b]

[Rhy. Fig 4a w/ Rhy. Fig 4b]

I ve got love for sale

And my love will not fail you

[Riff 1]

[Rhy. Fig 5]

Whoo no, whoo no, whoo no, whoo no, whoo no, whoo no, whoo no

[Rhy. Fig 6 w/ Rhy. Fig 7] (2x)

Have love, will travel (I ve got love for sale)

Have love, will travel (I ve got love for sale)

[Rhy. Fig 6 w/ Rhy. Fig 8 w/ End 1 and End 2]

Have love, will travel (I ve got love for sale), yeah

[Outro solo over alternating Rhy. Fig 2a w/ 3a and Rhy. Fig 2b w/ 3b]

I got love for sale

I got love for sale

I got love for sale

I got love for sale

I got love for sale

I got love for sale

I got love for sale

I got love for sale

I got love for sale

I got love for sale, yeah