



King Of The Mountain
Kiss


Key:




- / = slide up
- = slide down
- b = bend (whole step)
- b^ = bend (1/2 step)
- b^^ = bend (1 1/2 steps)
- pb = pre-bend
- r = release-bend
- t = tap with righthand finger
- h = hammer-on
- p = pull-off
- ~ = Vibrato
- * = Natural Harmonic
- #(#) = Trill
- ** = Artificial Harmonic
- x = Dead notes (no pitch)
- P.M. = Palm mute (- -> underneath indicates which notes)
- () = Dive w ar
- (/) = Release w ar
- TP = Tap wplectrum

Rhythm Fig. 1


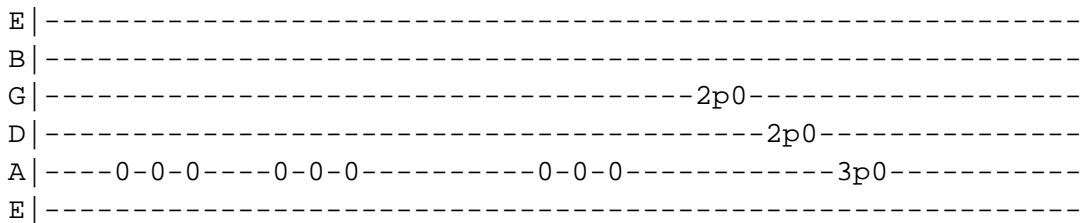
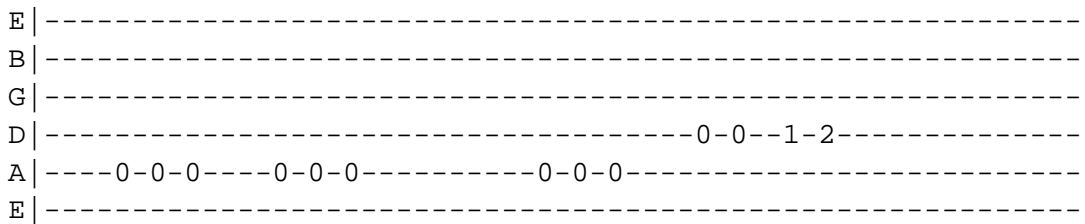
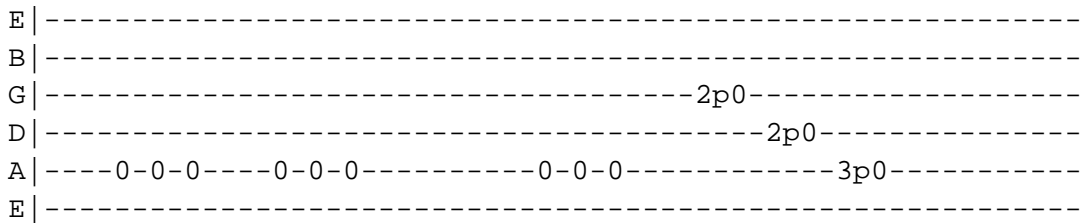


Rhythm Fig. 2





Rhythm Fig. 3 (P.M. on open A)



E |-----|

Rhythm Fig. 4

E |-----|
B |-----|
G |-----7--7---7---7--9-----|
D |-----7--7---7---7--9-----|
A |-----5--5---5---5--7-----|
E |--0---0--3--0--3**--3**--0-----|

E |-----|
B |-----|
G |-----9--9---9-----|
D |-----9--9---9-----|
A |-----7--7---7-----|
E |--0---0--3--0--3**--3**--0-----|

Rhythm Fig. 5 (P.M. on open A)

E |-----|
B |-----|
G |--9---12-9---12-9---7-5--7-5-----7-----7-----7--|
D |--7---10-7---10-7---5-3--5-3-----5-----5-----5--|
A |-(0)-----0-----0-----|
E |-----|

E |-----|
B |-----10---10-----|
G |-----9---9-----|
D |-----7---7-----|
A |--0--0-----|
E |-----|

Rhythm Fig. 6

E |-----|
B |-----|
G |--9---12-9---12-9---7-5--7-5-----7-----7-----7--|
D |--7---10-7---10-7---5-3--5-3-----5-----5-----5--|
A |-(0)-----|
E |-----|

E |-----|
B |-----|
G |-----7---7---7-----|
D |-----5---5---5-----|
A |-----|
E |-----|

Rhythm Fig. 7

E		-----	
B		-----3	
G		--2-----2-----0	
D		--2-----0-----0	
A		--0-----x-----x	
E		-----1-----3	

E		-----	
B		-----3	
G		--2-----2-----0-----5~-----4~	
D		--2-----0-----0-----5~-----5~	
A		--0-----x-----x	
E		-----1-----3	

Rhythm Fig. 8

E		-----	
B		----12-12--12-12-12----12-12-12----12-12-----12-12-12-	
G		----12-12--12-12-12----12-12-12----12-12-----12-12-12-	
D		----12-12--12-12-12----12-12-12----12-12-----12-12-12-	
A		-----	
E		--0-----	


E		-----	
B		----12-12-12-----	
G		----12-12-12-----	
D		----12-12-12----0-0--0-1--2-	
A		-----	
E		-----	

Rhythm Fig. 9




E		-----	
B		-----3	
G		--2-----2-----0	
D		--2-----0-----0	
A		--0-----x-----x	
E		-----1-----3	

E		-----	
B		-----3	
G		--2-----2-----0	
D		--2-----0-----0	
A		--0-----x-----x	
E		-----1-----3-----0	



E		-----	
B		-----3	
G		--2-----2-----0	
D		--2-----0-----0	



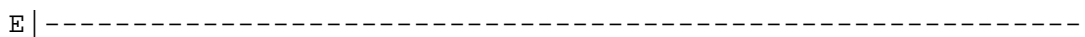
Rhythm Fig. 10 (P.M. on open A)



Rhythm Fig. 11



P.M.



B | --3-----3-----3-----
 G | --0---x-0---x-0-----2---2-----
 D | --0---x-0---x-0-----2---2-----
 A | --x---x-x---x-x-----0--0--0---0-----
 E | --3-----3-----3-----

P.M.

Solo

E | -----
 B | -----12-----15b-----
 G | -----12-----14p12-----14p-12-----
 D | --14p12-----14p12-----14-----
 A | -----14-----
 E | -----

E | -----
 B | --15p14p12-12b----15p14p12-14p12-----
 G | -----14b-----
 D | -----
 A | -----
 E | -----

E | -----
 B | -----
 G | -----12-----14p12-----12b--12~-----0()-----
 D | --14p12-----14p12-----14-----
 A | -----14-----
 E | -----

E | --20b^^-----20b--20~-----17h20p17----17-----
 B | -----17-20-----20----20b-----
 G | -----
 D | -----
 A | -----
 E | -----

gradual

E | -----
 B | --20~----20p17----17-----/20---19--18--17~-----
 G | -----19----19b-r19p17-----
 D | -----
 A | -----
 E | -----

E | -----
 B | -----
 G | -----5-7b-r7p5-----
 D | -----5h7h9p7p5h7-----
 A | -----5---5-7-8p7p5h7h8-----
 E | --5-7-8p7p5-7-8---8-----

E | -----
 B | -----

G | --7p5h7p5-t12p7p5-t12p7p5-7b----r7p5h7p0---(7*)-()----- |
D | ----- |
A | ----- |
E | ----- |

Don t pick, just tap
lightly over fret

E | --5----5----- |
B | --8b---8b~---r8p5(/)h8~----- |
G | -----0h2p0h2p0h2p0-t7-0h2p0--- |
D | ----- |
A | ----- |
E | ----- |

E | ----- |
B | -----t17-10h13p10-t17p13-t17p13-- |
G | --t12-5h7p5-t17-5h9p5-t17-12p9----- |
D | ----- |
A | ----- |
E | ----- |

E | ----- |
B | --t17/20p15p13--15p13-15p13-----15p13p12h13p12----12-15p12- |
G | -----14-----14----- |
D | ----- |
A | ----- |
E | ----- |

E | ----- |
B | --13p12----12----- |
G | -----14---14p12---12-14b**-----r14p12-t17p14p12--- |
D | -----14----- |
A | ----- |
E | ----- |

Pinch harm.

E | ----- |
B | -----10h12h13-t15p13-t15p13p12p10- |
G | --t17p14p12-t17p14p12-()----- |
D | ----- |
A | ----- |
E | ----- |

E | ----- |
B | --12h13-t15p13p12p105h8-t10p8p5----- |
G | -----7h9p7p5----- |
D | -----7h9p7p5----- |
A | -----7h8p7p5--- |
E | ----- |

E | ----- |
B | ----- |
G | -----14b-r14p12~----- |

D |-----|
A |-----|
E |--7h8p7p5p0-()-----|

E |-----|
B |-----|
G |--14b-r14p12b^-----12p11h12~-----|
D |-----|
A |-----|
E |-----|

Outro solo

E |-----|
B |-----15b---r15p13-----10h13p10-t15/17-10h13p10-|
G |--12*()-----14~-----|
D |-----|
A |-----|
E |-----|

E |-----|
B |--t15/17-105h8--5-6-8p6p5-8p6p5---6p5---5-----|
G |-----7-----7---7-5-7p5-----|
D |-----7-5h7p5-|
A |-----|
E |-----|

E |-----|
B |-----8-5-----|
G |-----5-7p5h7p5h7p5--5-7b----7b-r7p5--7p5h7p54h5p42-|
D |--(0)-7-----7-----7-----|
A |-----|
E |-----|

E |-----t8p5-t8p5p3-|
B |-----t8p5-t8p5p3-----|
G |--4p2p0-4*()-----7b--r7p5-7p5p0-----|
D |-----|
A |-----|
E |-----|

E |--t12p8p5-t15p8p5-t12p8p5-t10p8p5-t1285h8p5-t10p3h5p3-----|
B |-----|
G |-----|
D |-----|
A |-----|
E |-----|

E |--t10-3h5p3h5p3h5p3h5/8p5h8p5h8/10p8h10p8h10p8-10b^---r10---|
B |-----|
G |-----|
D |-----|

A |-----|
E |-----|

E |--8~-----5h8p5---5-----|
B |-----5h8-----8---8-5h8p5h8p5-----|
G |-----7h9p7p54h5p4---4h5p4----|
D |-----7-----7--|
A |-----|
E |-----|

E |-----|
B |-----|
G |-----5(0)-()------|
D |--4h5p4h5h7p4p5-----5h7-----|
A |-----7p5h7p5p3p0h3p0-5**~-----|
E |-----|

E |-----|
B |-----|
G |--0-()-----5p4p0-5p4p0-7b---r7p5-t12p7~-----7p5h7p54h5p4p0-|
D |-----|
A |-----|
E |-----|

E |-----17----20b^^-----20b-r20~-|
B |-----/17----17-----|
G |--7**b--r7p5--7**b--r7~-----|
D |-----|
A |-----|
E |-----|

E |--17----20b---r20~-----|
B |-----17-----|
G |-----5b--r5~-----|
D |-----|
A |-----|
E |-----|

Fade out

Come on

[Rhy. Fig 1]

[Rhy. Fig 2 and Rhy. Fig 3]

I m gonna climb the mountain

I m gonna hit the top

I wanna go where nobody s ever been

I m never gonna stop

I m gonna reign, I m gonna shine

I m gonna beat the ground

I m gonna shoot through the night like a shot gun

[Rhy. Fig 4]

I m gonna get on down, I wanna get on down

[Rhy. Fig 5]

I m the king of the mountain
I m the king of the mountain
Listen,

[Rhy. Fig 2 and Rhy. Fig 3]

Don t try to save my soul from destruction
I m never gonna fall
Don t try to give me a piece of the action
I m gonna take it all
All the kings horses, all the kings men
We re gettin crazy again and again
Make up your mind, it s time we get goin

[Rhy. Fig 4]

We re gonna get on down, we re gonna get on down

[Rhy. Fig 5]

I m the king of the mountain
I m the king of the mountain
I m the king of the mountain

[Rhy. Fig 6]

I m the king of the mountain

[Solo over Rhy. Fig 7]

[Rhy. Fig 8]

[Rhy. Fig 9]

Yeah, now
king of the mountain
Say it
king of the mountain

[Rhy. Fig 10]

I m the king of the mountain
I m the king of the mountain, yeah
I m the king of the mountain
And the winner takes it all
let s go

[Rhy. Fig 11 (repeat) w/ Outro solo]

let s go, let s go