

Only You
Kiss

Key:

- / = slide up
 - = slide down
 - b = bend (whole step)
 - b^ = bend (1/2 step)
 - b^^ = bend (1 1/2 steps)
 - pb = pre-bend
 - r = release-bend
 - t = tap with righthand finger
 - h = hammer-on
 - p = pull-off
 - ~ = Vibrato
 - * = Natural Harmonic
 - #(#) = Trill
 - ** = Artificial Harmonic
 - x = Dead notes (no pitch)
 - P.M. = Palm mute (- -> underneath indicates which notes)
 - () = Dive w ar
 - (/) = Release w ar
 - TP = Tap w plectrum
- Rhythm Fig. 1

```

E |------(1)-----|
B |-----3-----3-----|
G |--2--2--2---2--2--2--2--3--3--3---3--3--3--3-----|
D |--0--0--0---0--0--0--0--0--0--0--0--0--0--0--0-----|
A |-----|
E |-----|
    P.M.          P.M. - - - - - ->          P.M. - - ->
    
```


```

E |-----3-----|
B |-----3-----3-----|
G |--0--0--0---0--0--0--0--2--2--2---2--2--2--0-----|
D |--0--0--0---0--0--0--0--0--0--0--0--0--0--0--0-----|
A |-----|
E |-----|
    P.M.          P.M. - - - - - ->          P.M. - - ->
    
```


```

E |-----3-----3-----|
B |-----3-----3-----|
G |--2--2--2---2--2--2--2--0--0--0---0--0--0-----|
D |--3--3--3---3--3--3--3--2--2--2---2--2--2--0-----|
A |-----|
E |-----|
    P.M.          P.M. - - - - - ->          P.M. - - ->
    
```




End 1



End 2



Rhythm Fig. 2



End 1

E		--2-----3-----	
B		--3-----3-----	
G		--2---2--2--2--2--2--2--2--2---2--2--2--2--2--0-----	
D		--0---0--0--0--0--0--0--0--0---0--0--0--0--0--0-----	
A		-----	
E		-----	

P.M. - - - - - > P.M. - - - - - >

End 2

E		--2-----	
B		--3-----	
G		--2-----	
D		--0-----	
A		-----	
E		-----	

Rhythm Fig. 3

E		-----	
B		-----	
G		-----5--7---5--7-----5--7---5--7-----	
D		-----7--7---7--7-----7--7---7--7-----	
A		--0-----0-----	
E		-----	

E		-----	
B		-----8--8-----	
G		-----5--7---5--7-(5)-7-----7--7-----	
D		-----7--7---7--7-(7)-8-----8--8-----	
A		--0-----	
E		-----	

Rhythm Fig. 4

E		-----	
B		-----3-----3-----2-----	
G		-----2-----2-----2-----	
D		-----2-----2-----2-----	
A		--0-----0-----0-----	
E		-----	

End 1

E		-----3-----3-----2-----	
---	--	-------------------------	--

B |-----3-----3-----3-----|
 G |-----0-----0-----2-----|
 D |-----0-----|
 A |--3-----3-----|
 E |-----|

End 2

E |--3-----3---2-----|
 B |--3-----3---3-----|
 G |--0-----0---2-----|
 D |-----0---0-----|
 A |--3-----|
 E |-----|

Rhythm Fig. 5a (All bends are 1/4-step)

E |-----|
 B |-----|
 G |-----|
 D |-----|
 A |-----|
 E |--0---0--5b-0--3b-0---0--5b-0--3b-0---0--3b-0---|

End 1

E |-----|
 B |-----8--7-----7--5-----|
 G |-----7--7-----7--6-----|
 D |-----9--7-----7--7-----|
 A |-----|
 E |--0--5b-0--3b-0-----|

End 2

E |-----|
 B |-----8--7-----|
 G |-----7--7-----|
 D |-----9--7-----|
 A |-----|

E |----0--5b-0--3b-0-----|

Rhythm Fig. 5b (All bends are 1/4-step)

E |-----|
B |-----|
G |-----|
D |-----|
A |-----|
E |--0----0--5b-0--3b-0----0--5b-0--3b-0----0--3b-0----

End 1

E |-----3-----|
B |-----3--3-----3-----|
G |-----0--2-----2--2-----|
D |-----0--0-----0--2-----|
A |-----0-----|
E |--0--5b-0--3b-0-----3-----|

End 2

E |-----3-----|
B |-----3--3-----|
G |-----0--2-----|
D |-----0--0-----|
A |-----|
E |--0--5b-0--3b-0-----3-----|

Rhythm Fig. 6

E |--3-----|
B |--3-----|
G |--0-----|
D |--0-----|
A |-----|
E |--3-----|

E |--2-----|
B |--3-----|
G |--2-----|
D |--0-----|
A |-----|
E |-----|

```

E | --3-----|
B | --3-----|
G | --0-----|
D | --0-----|
A | -----|
E | --3-----|

```

```

E | -----|
B | --4--4--4--4--4--4--4--4--4--4-----|
G | --4--4--4--4--4--4--4--4--4--4-----|
D | --4--4--4--4--4--4--4--4--4--4-----|
A | --2--2--2--2--2--2--2--2--2--2-----|
E | -----|

```

Rhythm Fig. 7 (Let ring throughout)

```

E | -----|
B | -----|
G | -----|
D | -----|
A | -----|
E | --0-----|

```

```

E | -----|
B | --0-----0-----0-----0-----|
G | --12-----11-----9-----7-----|
D | -----|
A | -----|
E | -----|

```

```

E | -----0-----|
B | --0-----0-----|
G | --7-----|
D | -----|
A | -----|
E | -----0-----|

```

Let ring - - - >

```

E | -----|
B | --0-----0-----0-----0-----|
G | --12-----11-----9-----7-----|
D | -----|
A | -----|
E | -----|

```

Rhythm Fig. 8 (All bends are 1/4-step)

E |-----|
 B |-----|
 G |-----|
 D |-----|
 A |-----|
 E |--0----0--5b-0--3b-0----0--5b-0--3b-0----0--3b-0----

E |-----|
 B |-----0-----|
 G |-----12-----|
 D |-----|
 A |-----|
 E |----0--5b-0--3b-0-----|

E |-----|
 B |--0----0----0-----|
 G |--11---9---7-----|
 D |-----|
 A |-----|
 E |-----|

Riff 1

E |-----|
 B |-----5-----|
 G |--4---4---4---4-----|
 D |-----|
 A |-----|
 E |-----|
 |
 |
 |
 E |-----12-----|
 B |--12--12--12----12-----|
 G |-----|
 D |-----|
 A |-----|
 E |-----|

ONLY YOU
 Gene Simmons

[Rhy. Fig 1 w/ End 1]
 [Rhy. Fig 1 w/ End 1]
 Only you have the answers
 But the questions you have to find
 [Rhy. Fig 1 w/ End 2]

Only you know the secrets
But the truth lies deep in your mind

[Rhy. Fig 2 w/ End 1]

Only you are the answer
You turn the night into day - yeah

[Rhy. Fig 2 w/ End 2]

Only you are the manchild
You are the light and you are the way

[Rhy. Fig 3] (4x)

Tell me the secrets

I wanna know

Tell me the secrets

I wanna know

I wanna know

[Rhy. Fig 2 w/ End 2]

Only you are the manchild
You are the light and you are the way

[Rhy. Fig 4 w/ End 1]

[Rhy. Fig 4 w/ End 2]

[Rhy. Fig 4 w/ End 1]

I can't believe this is true

[Rhy. Fig 4 w/ End 2]

Why do I listen to you

[Rhy. Fig 4 w/ End 1]

If I am all that you say

[Rhy. Fig 4 w/ End 2]

Why am I still so afraid

[Rhy. Fig 5a w/ End 1 and Rhy. Fig 5b w/ End 1] (2x)

Only you! Only you!

[Rhy. Fig 5a w/ End 2 and Rhy. Fig 5b w/ End 2]

Only you!

[Rhy. Fig 6]

In every age

In every time

A hero is born

As if by a grand design

[Rhy. Fig 7 w/ Riff 1 (2x)]

[Rhy. Fig 5a w/ End 1 and Rhy. Fig 5b w/ End 1] (2x)

[Rhy. Fig 8]